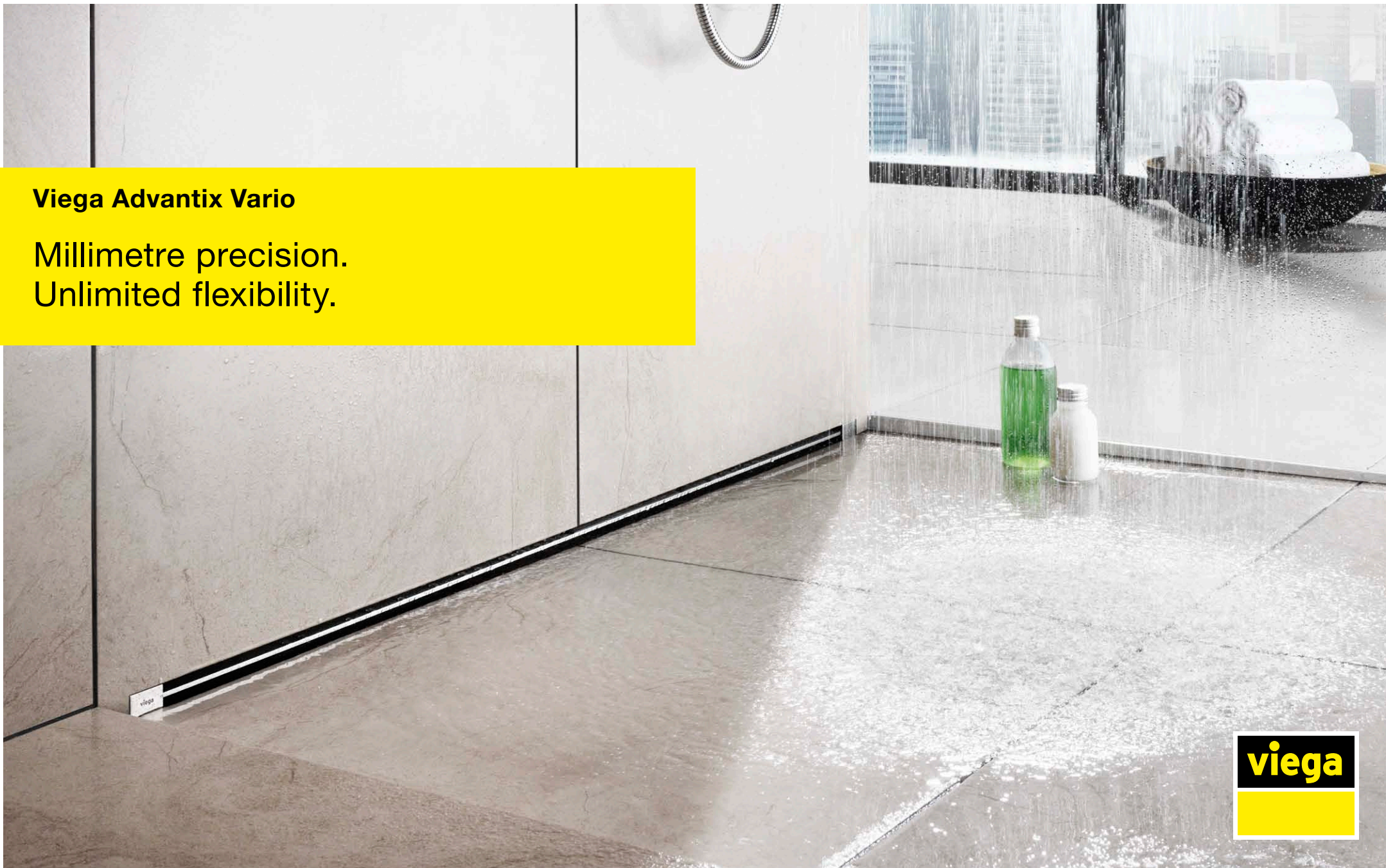


Viega Advantix Vario

Millimetre precision.
Unlimited flexibility.

viega

viega





reddot design award
winner 2011

DESIGN PLUS

powered by: ISH



German
Design Award

WINNER 2013

INNOVATIONSPREIS



ARCHITEKTUR TECHNIK

Viega Advantix Vario

INDIVIDUALITY IN ITS MOST BEAUTIFUL FORM.

Demanding design and high-quality materials have long since been par for the course in modern bathrooms – nowadays, bathrooms are planned and designed at least as painstakingly as living rooms. As well as pure appearance and quality, the desire for individuality also plays a major role. With the Viega Advantix Vario shower channels and wall drains, it is possible to make this reality with relative ease.

Made-to-measure shower channels and wall drains

The strength of the Viega Advantix Vario shower channels and wall drains is their individuality. Without any major effort, they can be cut to length with millimetre precision and the shower drains can even be extended if needed. Installing around a corner, free-standing in a room or directly on the wall is also no problem. The extremely narrow wall drain allows straight designs of 30 to 120 cm. The shower channels, on the other hand, can be installed as straight lines from 30 to 280 cm and as corner designs with a maximum peak length of 160 cm. This allows individual bathroom design without compromise.

Attractive colour variations

With a total of 4 colour variations, the Viega Advantix Vario integrates harmoniously into any bathroom design. Alongside matt and polished stainless steel, black and white versions are now available – for more colour harmony in the bathroom.

Prize-winning design

A real eye-catcher in any bathroom: The delicate stainless steel grate allows a seamless transition into any tiling and the optional tile end bars permit further design variations. No wonder then, that the Advantix Vario models have been awarded renowned design prizes. The Advantix Vario wall



drain looks just as exquisite. The stainless steel grate runs horizontally in the wall, meaning the floor covering can be laid right up to the wall without any unnecessary inclines needing to be cut in. The grate can also be omitted, depending on your taste.

Viega Advantix Vario installation variations

ALWAYS ON BEST FORM.

The Viega Advantix Vario shower channel and the wall drain offer different installation variations for any imaginable situation. And even the height of the elements can be adapted to the conditions without any problems. This means the Advantix Vario models offer the greatest installation flexibility and the maximum degree of individuality in design.

Advantix Vario shower channel

The Advantix Vario shower channel can be installed in three variations. Initially as a simple, free-standing straight line in the room or directly on the wall. In addition, it can also be installed around a corner or in a U-shape, framing the entire shower area. The shower channel has lots of leeway in terms of its height as well. It can be adjusted variably between 95 and 165 mm and offers a height difference from the drain support to the foundation of 2.5 cm, even in the flattest installation. For standard inclines, this means 250 cm of connecting pipes can be installed without having to raise the shower channel. Depending on the installation, the drainage capacity is 0.4 to 0.8 litres/second and can be doubled by combining two shower channels.

The advantages


- Individual length of 300 to 2800 mm
- Can be fitted in straight design, L-shape or U-shape
- Drainage capacity between 0.4 and 0.8 l/s or a max. 2.4 l/s
- Simple assembly and best hygiene properties

Advantix Vario wall drain

The Advantix Vario wall drain can also be installed in three variations with its variable length of 300 to 1200 mm. Either placed freely in the wall, right or left on a side wall or precisely in the shower recess. With its low wall installation depth of 25 mm, it will fit in any wall, while allowing wall and floor coverings to be positioned up to 28 mm. The height of the drain can be adjusted to between 90 and 165 mm, the drainage capacity is between 0.6 and 0.75 litres/second. If the stainless steel grate is used, the height of the drainage slot is reduced from 20 to just 8 mm above and below the grate.

The advantages

- Low wall installation depth of 25 mm allows diverse possible usages, even in small sanitary rooms
- Standardised installation of flooring up to wall without any inclines needing to be cut in
- Simple cleaning due to smooth-walled base unit without dead space
- Reduced design with grate and cover panel in four colours



**In case of renovation**

You can count on Advantix Vario models, even when it comes to renovations. There is a variation with a particularly flat drain for this circumstance. Both with the shower channel and the wall drain, the installation height is just 70 mm. Despite the low height, a sufficient water seal head is preserved to protect against odours. The drainage capacity for the shower drain is 0.6 l/s, but this can be doubled by installing a second shower drain. For the wall drain it is 0.5 l/s.





Viega Advantix Vario shower channel

THE FIRST TAILOR-MADE
SHOWER CHANNEL.

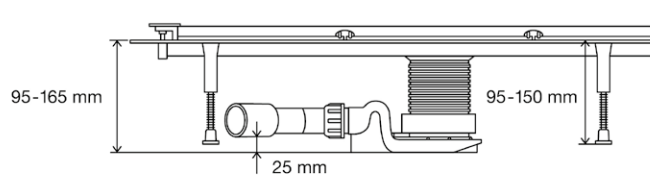


Simple and quick mounting in only three steps (Fig. 1)

Step 1: Shorten the channel base unit with a hacksaw and the cutting aid, deburr cut surfaces, apply sealing caps and screw tight.

Step 2: Determine construction height, shorten adjustment piece and attach drain set and support feet.

Step 3: Position the shower channel, connect to the drain pipe and secure feet. Finished.



Variable, even in height: Installation height between 90 and 165 mm.

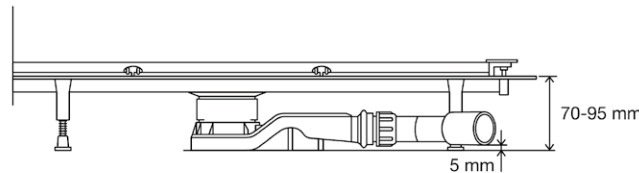


Secure sealing concept (Fig. 2)

A permanent and practical seal is the most important technical detail of a floor-level shower. With Advantix Vario, all of the materials required, such as special adhesive and sealing strip, are included in the scope of delivery.

Secure connection

Additional parts are available for corner, U-shaped or long straight variations. The interfaces, which touch the channels, have a special sealant on them, guaranteeing a permanent safe connection.



Extremely flat: The special drain for renovations reduces the installation height to 70 mm.



Height adjustable grate (Fig. 3)

Using the adjustable grate holder, the grate height can be adjusted exactly to various tile heights from 5 to 20 mm. If thicker floor coverings, e.g. natural stone, are used, the standing grate can be adjusted by up to 33 mm with help of an accessory set.

Self-cleaning drain

Complete drainage without residue is achieved thanks to the minimal flow resistance and high flow rates of the specially constructed Advantix drain set. Even the basic unit of the Advantix Vario shower channel is extremely easy to clean: Firstly, due to its narrow construction and secondly, due to the fact that it has nowhere where dirt can be trapped inside, because the corresponding standing grate does not require supporting feet.



viega

Viega Advantix Vario wall drain

IMPRESSES WITH ITS LOW WALL INSTALLATION DEPTH,
GOOD HYGIENE PROPERTIES AND MODERN DESIGN.



The channel body is cut to length using a hacksaw. Then the installation height is calculated, the wall drain is aligned and the drainage fitting is assembled.



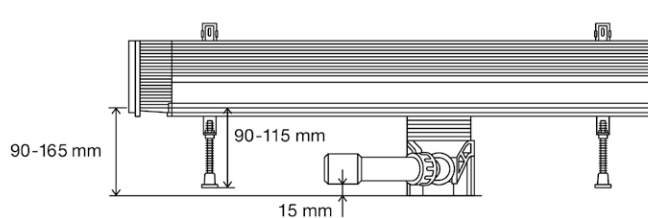
After sealing the wall drain, the tile rail is then aligned and screwed on.



Finally, if required, the grate is positioned and the cover panel is used.

Extremely narrow wall drain

The Viega Advantix Vario wall drain impresses with its unbelievable flexibility and extremely narrow construction. It can be shortened individually from between 300 to 1200 mm and can be used in virtually any situation with its 25 mm wall installation depth. It can be fitted in solid structures, lightweight constructions and front wall structures. Wall plaster in the relevant thickness or a simple XPS hard foam panel is all it takes to integrate the drainage profile into the wall. The wall drain can also be used in public areas. A thickness of 25 mm must simply be taken into consideration when selecting the suitable covering.



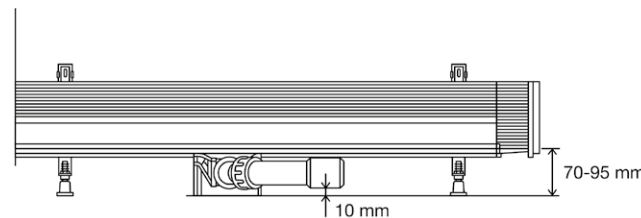
Variable, even in height: Installation height between 90 and 165 mm.

Technical details

The Advantix Vario wall drain is drained over the entire surface – an incline of 1–2% is sufficient for this. This makes any laborious trimming of inclining tiles unnecessary. The construction makes it possible to tile right up to the drainage slot – both on the floor and on the wall.

Simple and quick assembly

The Viega Advantix Vario wall drain is fitted in an identical manner to the shower channel: quickly, easily and without any complications. A tiler's set is also included, which makes it easier for the different trades to work together. An assembly tool makes it easier to align the tile rail and allows the



Extremely flat: The special drain for renovations reduces the installation height to 70 mm.

drainage slot to be positioned exactly at 20 mm so a straight clearance up to the edge can be tiled. A saw aid and cleaning brush are also included in the delivery.

Secure sealing concept

Viega places emphasis on an extensive complete set when it comes to sealing the Advantix Vario wall drain as well. All the necessary materials are included in the delivery. In addition, during the construction phase, the flange surfaces are protected with adhesive strips and the drainage slot with a foam insert to prevent them becoming contaminated during installation.

Easy cleaning

The Viega Advantix Vario wall drain is designed for easy and hygienic cleaning, ensuring no dead space is created for dirt or hair. Using a cloth or cleaning brush, the drainage profile can be cleaned easily. The multi-tool also acts as an application aid for a cleaning spiral.

Viega Advantix Vario shower channel

THE RANGE.

The Viega Advantix Vario shower channel is delivered with all the necessary accessories to ensure rapid and clean installation. Special accessory sets are also available to install around corners, for particularly long versions or natural stone floorings up to 33 mm in height.



Advantix Vario shower channel
Base unit, 300-1200 mm
 Model 4965.10
 Renovation model 4966.10



Advantix Vario standing grate,
300–1,200 mm*
 Models
 4965.30 Stainless steel matt
 4965.31 Stainless steel polished
 4965.32 Black, 4965.33 White



Advantix Vario accessory
set for natural stone
covering up to 33 mm thick
 Model 4965.80



Advantix Vario end
closing piece
 Model 4965.16
 Renovation model 4966.16



Advantix Vario
connection piece
 Model 4965.12



Advantix Vario connection
piece corner, 90°
 Model 4965.14
 Renovation model 4966.14



Advantix Vario Standing grate set
for shower channel, 200 mm
 Models
 4965.60 Stainless steel matt
 4965.61 Stainless steel polished
 4965.62 Black, 4965.63 White



Advantix Vario accessory set for
end closing and connection piece
 Model
 4965.50 Stainless steel matt
 Stainless steel polished
 Black, White



Advantix Vario accessory set for
end connection piece 90° */**
 Model
 4965.51 Stainless steel matt
 Stainless steel polished
 Black, White



Cleaning adaptor
 Model 4965.91



Chamfer
 Model 2043



Extractor tool
 Model 4965.90

Viega Advantix Vario wall drain

THE RANGE.



**Advantix Vario wall drain,
base unit, 300–1,200 mm***
Model 4967.10
Renovation model 4968.10

**Advantix Vario standing grate
for wall drain, 300–1,200 mm**
Models
4967.30 Stainless steel matt
4967.31 Stainless steel polished
4967.32 Black, 4967.33 White



**Advantix Vario accessory set
for wall drain***
Models
4967.86 Stainless steel matt
4967.86 Stainless steel polished
4967.86 Black, 4966.86 White



Chamfer
Model 2043



Extractor tool
Model 4965.90

* All standing grates and fine structure sets are available in matt stainless steel, shiny stainless steel, black and white. ** From a length of 120 cm or more, the additional fine structure set standing grate 20 cm is required.

INT 734 374-3/15-116065
We reserve the right to effect changes.



Viega GmbH & Co. KG

Viega Platz 1
57439 Attendorn
Germany

Phone +49 (0) 2722 61-1572

Fax +49 (0) 2722 61-1566

viega.com

